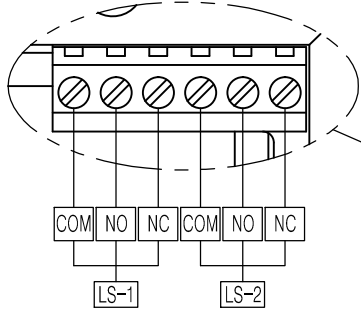
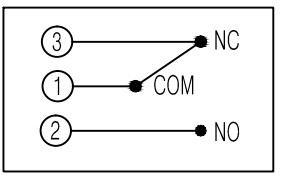


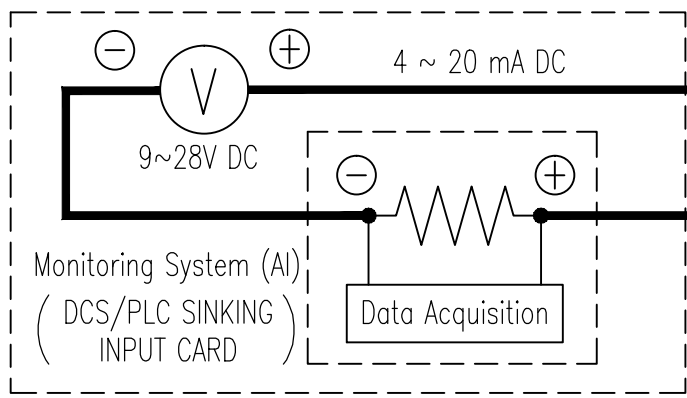
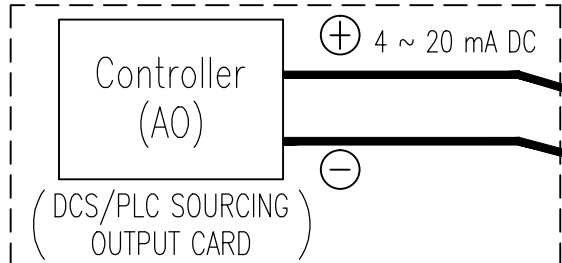
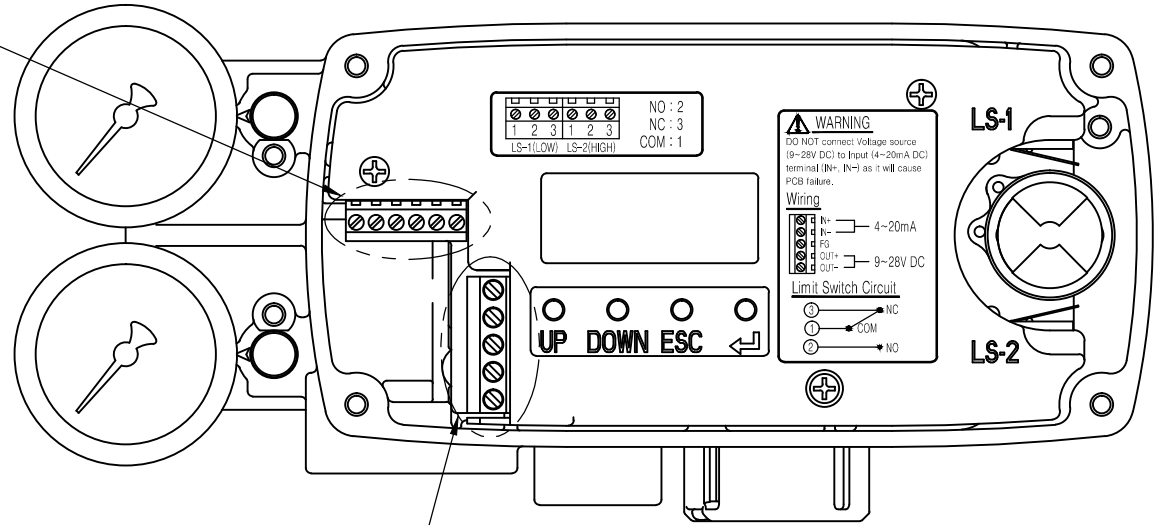
REV.NO.	REVISION DESCRIPTION	DRAWN / DATE	REVIEWED / DATE	APPROVED / DATE
3	Drawing arrangement	KSH/20190103	JJS/20190103	KTJ/20190103
4	Drawing title block updated	KCH/20190731	JJS/20190731	KTJ/20190731
5	PTM line modified	KCH/20191206	JJS/20191206	KTJ/20191206



2 WIRE CONNECTION



<MECHANICAL SWITCH TERMINAL>



* Micro Switch Rating

AC 125V 3A / DC 30V 2A

$$R_L \leq \frac{V_s[V] - 9[V]}{I [mA]}$$

R_L = Resistance value(Power + Wire + Monitoring system)

PROJECT NAME _____

SURFACE TEXTURE		PRODUCT NAME SMART POSITIONER		Rotork YTC Limited GIMPO-SI., KOREA	
FINISH TREATMENT		MODEL YT-2500, 2550			
MATERIAL		PROJECTION 3rd	SCALE -	TITLE YT-2500/2550 + PTM + L/S(2xSPDT) WIRING DIAGRAM	
OTHERWISE NOTE	GENERAL TOLERANCE	QUANTITY 1	SHEET No. 1 / 1	DRAWING NO. 2500-03	REV. 5